

**TIPSTER**  
Andrew Mills

**Time To Complete**  
Over 40+ hours easily. It truly is a MASSIVE game.  
**Best Bit**  
Far too many to mention!  
**Hardest Bit**  
This time the cops have been beefed up, and are now – generally – a lot tougher and smarter!

**WHERE ARE YOU STUCK?**

**Q. Even with this guide, I STILL can't find those damn Pigeons!**  
**A. Fear not; you simply need to keep your ears open for the distinct 'cooing' sound...**

# KNOW HOW TO

Find all the secret Flying Rats in the wonder that is...

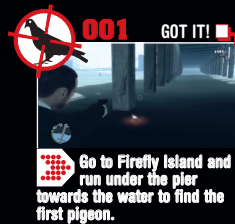


# Grand Theft Auto IV

The latest Grand Theft Auto once again offers an unparalleled level of things to do. Even with a playing area smaller than San Andreas, there's just so much packed into it, it's going to take you a LONG time to see and do it all. Well, normally it would... But that's where our super handy pigeon-killing guide comes into play. Snuff out all 200 to unlock the super destructive Annihilator helicopter!



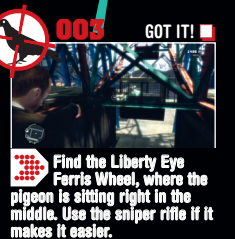
**004 GOT IT!**  
Go to the triple-arched Firefly Island sign just off Delaware Avenue and look for the pigeon perched on the far right pole.




**001 GOT IT!**  
Go to Firefly Island and run under the pier towards the water to find the first pigeon.



**002 GOT IT!**  
Head to Ketchum Street, Beachgate and go to the back of the house that's right by the junction.



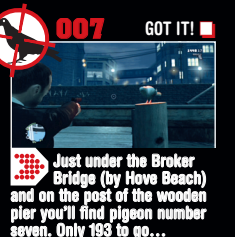
**003 GOT IT!**  
Find the Liberty Eye Ferris Wheel, where the pigeon is sitting right in the middle. Use the sniper rifle if it makes it easier.



**005 GOT IT!**  
Check out the rollercoaster on Delaware Avenue and from the outside, aim up with a sniper rifle right to the very top (above the 'M').



**006 GOT IT!**  
Head to the Firefly Projects Freeway, get out by the apartment block and look by the corner of the metal fence. There's another one.



**007 GOT IT!**  
Just under the Broker Bridge (by Hove Beach) and on the post of the wooden pier you'll find pigeon number seven. Only 193 to go...



**008 GOT IT!**  
Go to Onongada Avenue, Hove Beach, (where you chased Ivan across the rooftops), and go to the park at the back and look above the door facing the grass.



**009 GOT IT!**  
Head to the middle of the Broker-Dukes Expressway (in between the two lanes) for another flying rat to kill.



**010 GOT IT!**  
Find the bottom of Ringo Street (below the Broker-Dukes Expressway) beside the broken part of the wall.



**011 GOT IT!**  
Check out the Cabaret Club found on Tulsa Street, Hove Beach. Use any means necessary to shoot the pigeon on the top of the sign.



**012 GOT IT!**  
Go to the top of the 'Broker Navy Yard' sign (by climbing the bus stop and jumping across), and set your sights to the far end.



**013 GOT IT!**  
This one's found near pigeon 12. Head to the side of the road heading down, and look at the second left-most AC unit at the back of the building just ahead (a sniper rifle works well here).



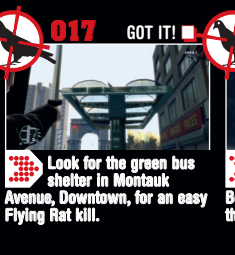
**014 GOT IT!**  
Head to Gazebo at Outlook Park, and just on the railing site the next feathery target. Pop a cap in its ugly beak.



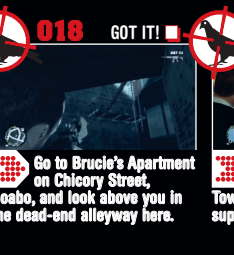
**015 GOT IT!**  
Go to Montauk Avenue in South Slopes and look for the green dumpster by the fire escape. Climb up and head to the top-right corner of the roof for this one.



**016 GOT IT!**  
On Sundance Street, South Slopes, look out for the Jerk 'N' Gizzada restaurant for one more.



**017 GOT IT!**  
Look for the green bus shelter in Montauk Avenue, Downtown, for an easy Flying Rat kill.



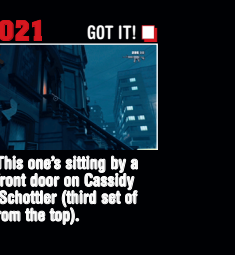
**018 GOT IT!**  
Go to Bruce's Apartment on Chicory Street, Boabo, and look above you in the dead-end alleyway here.



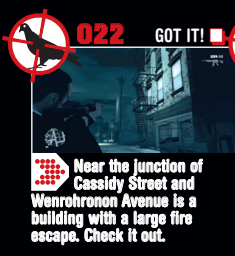
**019 GOT IT!**  
On Algonquin Bridge, look for the 'Clock Tower' and a central bridge support pillar for number 18.



**020 GOT IT!**  
Under the Expressway in Schottler is a tunnel (near the patrol station). On one of the girders on the roof is the next pigeon.



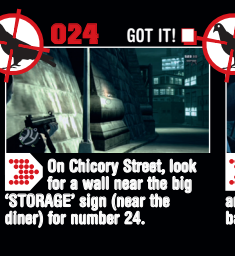
**021 GOT IT!**  
This one's sitting by a front door on Cassidy Street, Schottler (third set of steps from the top).



**022 GOT IT!**  
Near the junction of Cassidy Street and Wenrohon Avenue is a building with a large fire escape. Check it out.



**023 GOT IT!**  
Go to the Burger Shot at Beechwood City and beside the motorway lies a pile of rubble. You should find another there.



**024 GOT IT!**  
On Chicory Street, look for a wall near the big 'STORAGE' sign (near the diner) for number 24.



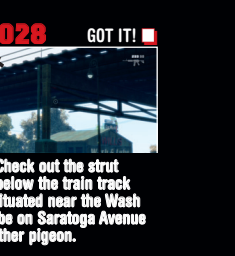
**025 GOT IT!**  
Head to the basketball court in Cerveza Heights and aim at the top of the backboard.



**026 GOT IT!**  
On the first floor of the Huntington Street train station you'll find pigeon number 26.



**027 GOT IT!**  
Get yourself on the roof by the railway track (using a van), use the jump button to climb the steep parts, cross the road via the adjoining roof and head right for this one.



**028 GOT IT!**  
Check out the strut below the train track that's situated near the Wash and Lube on Saratoga Avenue for another pigeon.



**029 GOT IT!**  
This one's sitting on a post at the entrance booth at Francis International Airport. Another pigeon bites the dust.



**030 GOT IT!**  
Run up the Francis International Airport train tracks and look across towards the right-hand circular opening on the airport terminal's roof.



**031 GOT IT!**  
It's sitting on the very top level of the airport's control tower, so use a sniper rifle whilst ON the runway (you'll get a four star wanted level, mind!).



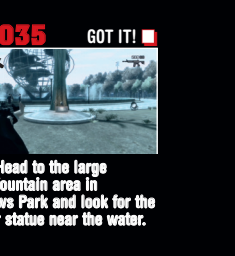
**032 GOT IT!**  
Run to your left at Francis International Airport's train tracks and when you can see you're close to the terminal roof, jump across.



**033 GOT IT!**  
Go to Meadows Park (just north of Tudor Street) and in the east side of the park is a small building with pipes. There'll be another one there.



**034 GOT IT!**  
In Cloves Avenue, Willis, check out the top of the green canopy at the entrance to the apartment building.

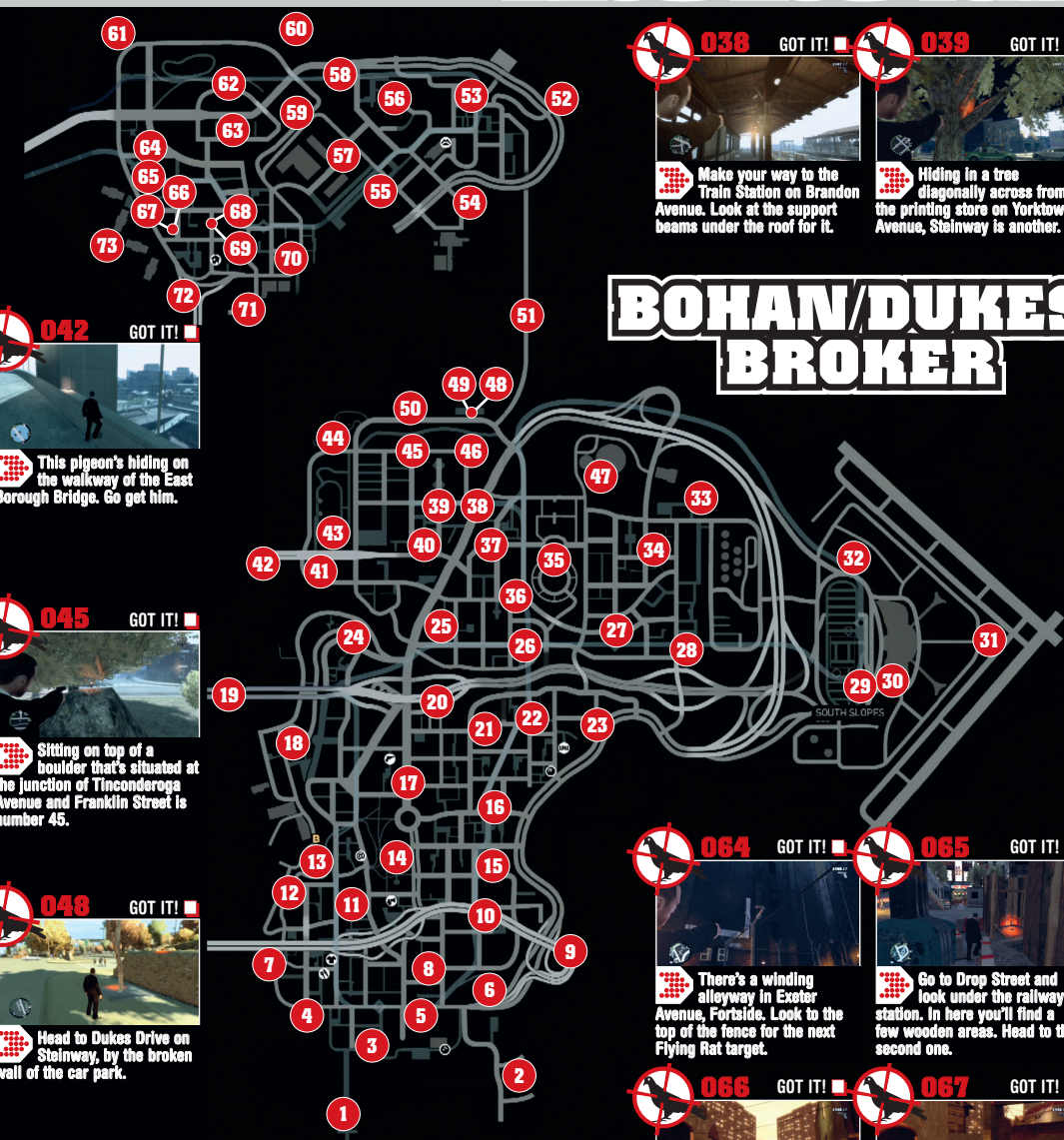


**035 GOT IT!**  
Head to the large fountain area in Meadows Park and look for the smaller statue near the water.



# KNOW HOW TO...

## BOHAN/DUKES// BROKER



**036 GOT IT!** **037 GOT IT!**

Near target 035 is Savannah Avenue. Climb the fire escape at the back of the end buildings and jump up onto the roof for this one.

Find Bunker Hill Avenue and in the upper corner windows is the next pigeon. Use a grenade to kill it, or a helicopter to reach the roof.

**038 GOT IT!** **039 GOT IT!**

Make your way to the Train Station on Brandon Avenue. Look at the support beams under the roof for it.

Hiding in a tree diagonally across from the printing store on Yorktown Avenue, Steinway is another.

**040 GOT IT!** **041 GOT IT!** **042 GOT IT!**

Check out the back alleyway that leads from the pub where you can play darts in Harrison Street for yet another pesky pigeon.

Check out the pedestrian underpass beside Franklin Street for the 41st Flying Rat.

This pigeon's hiding on the walkway of the East Borough Bridge. Go get him.

**043 GOT IT!** **044 GOT IT!** **045 GOT IT!**

Check out the top of the diving board in the public pool just below the East Borough Bridge for another.

Head to the lower end of the cemetery in Sing Sing Avenue, Steinway and look to the roof of the mausoleum for this one.

Sitting on top of a boulder that's situated at the junction of Tinconderoga Avenue and Franklin Street is number 45.

**046 GOT IT!** **047 GOT IT!** **048 GOT IT!**

Look under the unique stunt jump ramp at the end of Franklin Street. There you'll find the next one.

In the middle of Meadows Park, push open the southern door of the disused circus ring.

Head to Dukes Drive on Steinway, by the broken wall of the car park.

**049 GOT IT!** **050 GOT IT!** **051 GOT IT!**

This 'Flying Rat' can be found directly below target Number 48, on the ground by the tree.

Find the playground on Dukes Drive and you'll see the next target sitting on the monkey bars.

Jump off the middle part of the Dukes Bay Bridge and stand on one of the support platforms.

**052 GOT IT!** **053 GOT IT!**

Right by the shoreline of Drop Street, Little Bay, is a set of rocks below you. There's another one there.

Check out the alleyway just off Flanger Street in Northern Gardens.

**064 GOT IT!** **065 GOT IT!**

There's a winding alleyway in Exster Avenue, Fortside. Look to the top of the fence for the next Flying Rat target.

Go to Drop Street and look under the railway station. In here you'll find a few wooden areas. Head to the second one.

**066 GOT IT!** **067 GOT IT!**

Head to Walkkill Avenue in South Bohan and look at the upper broken wall for this one.

Head to Walkkill Avenue in South Bohan, if not already there, and now look for this pigeon on the lower broken wall for the next.

**054 GOT IT!** **055 GOT IT!** **056 GOT IT!**

Sitting atop of a lamppost right beside the abandoned building on the corner of Leavenworth Avenue.

In one of the windows on the abandoned ship by the pier in Lompac Avenue.

Head to the cul-de-sac in Caterpillar Street in Northern Gardens for this one.

**057 GOT IT!** **058 GOT IT!**

Go to the Junk Yard at Lompac Avenue and from just below the train line, aim at the edge of the roof.

Head to the train tunnel by Grand Boulevard and jump onto the upper wall.

**068 GOT IT!** **069 GOT IT!**

Two are sitting together on the roof of the cleaners (the first mission where you help Paddy).

...so that takes care of Flying Rat number 69 as well. Nearly 70 pigeons down!

**059 GOT IT!** **060 GOT IT!** **061 GOT IT!**

By Grand Boulevard (near the bridge), there's a section of walkway littered with people and benches.

Head to the northern-most point of the map on Union Drive West, and head to the pier.

Head west from pigeon number 60 and look for a concrete block on the far left side for this one.

**062 GOT IT!** **063 GOT IT!**

Just off the road on Valdez Street on Boulevard is a series of rocks. Either look over the edge or snipe from the ground below.

Head to the gate at the entrance of 1665 Grand Boulevard to shoot this critter.

**070 GOT IT!** **071 GOT IT!**

Head to the two truck trailers parked on Spin Street, Chase Point.

Just below East Borough Bridge/Chase Point is a walkway. Sitting on a wall is the next feathery fiend.

**072 GOT IT!** **073 GOT IT!**

Head west from target Number 71, under the bridge. You'll come to a concrete pipe, where the next pigeon is hiding.

If you continue North-West from pigeon number 72, you'll notice a set of boulders in the water (aim at the left-most boulder).



074 GOT IT! 075 GOT IT! 076 GOT IT! 077 GOT IT!




074 There's a containment area just off Grummer Road in Northwood, so look inside the red container.  
 075 Look for the apartment block in Grummer Road in Northwood. The pigeon is on a wall beside the parked car.  
 076 Just a few blocks from the TW@ cafe is Xenotime Street. By the left-hand side of the street is a set of pillars, look here.  
 077 At the very bottom of Xenotime Street you'll find a corner of the street under construction. Look up at the corner of this building.

078 GOT IT! 079 GOT IT! 080 GOT IT! 081 GOT IT!




078 To the East of where Dwayne lived is a set of buildings surrounded by railings in Vespucci Circus.  
 079 Head to the water by Union Drive West in North Holland, and look for a construction site for the next.  
 080 Check out the hospital on Galveston Avenue in North Holland, and head to the sixth floor via the car park stairs for this one.  
 081 Use the car park to reach the very top of the Hospital on Galveston Avenue and climb the ladder to the vents at the top.

082 GOT IT! 083 GOT IT! 084 GOT IT! 085 GOT IT!



082 Look left at the wall from the same hospital's door towards the train track for pigeon number 82.  
 083 Head to Uranium Street in East Holland and go into the alleyway behind the large building for another.  
 084 Look out for the building surrounded by a blue construction canopy on Astoria, Northwood, and head to the fire escape around the corner.  
 085 Just to the East of San Juan Road is a running path by the river, go down here to find a Flying Rat sitting on one of the stones.

086 GOT IT! 087 GOT IT! 088 GOT IT! 089 GOT IT!



086 Right under Hickey Bridge (in the East Holland side) is a wide support beam. Snipe it from the opposite shoreline.  
 087 On the front of Hickey Bridge (coming from the East) is another Flying Rat.  
 088 There's a playground in Plumbers Skyway in Varsity Heights, with a sandbox and a pigeon sitting in it.  
 089 Go to Ruby Street and at the gated entrance to Galveston Avenue you'll find pigeon number 89.

090 GOT IT! 091 GOT IT! 092 GOT IT! 093 GOT IT!



090 Run to the house in Middle Park and from the boats in the water, aim up at the window.  
 091 Head over to Charge Island and look for the entrance of the docking pier warehouse in the Northwest corner for this one.  
 092 On the West side of East Borough Bridge the next pigeon sits on top of the first girder above the road.  
 093 Go to the west side of the Memorial building in Middle Park West (beside the motorway).

094 GOT IT! 095 GOT IT! 096 GOT IT! 097 GOT IT! 098 GOT IT! 099 GOT IT! 100 GOT IT!



094 Head to the Natural History Museum on Frankfort Avenue for another.  
 095 Check out the entrance to Middle Park via Quartz Street (on top of the stone pillar).  
 096 On Pyrita Street, head to the south-most ledge of the Liberty City Delivery building for the next.  
 097 It's sitting at the end of Albany Avenue on the railing at the entrance to the Quartz St East subway.  
 098 At the junction of Union Drive West and Nickel Street, there's a set of stairs. Follow these around and at the top level, look at the trees.  
 099 In Middle Park West look near the nuts vendor by the stairs for this pigeon.  
 100 On Columbus Avenue head to the hotel with the white canopy over the entrance. There's number 100 - halfway there!

101 GOT IT! 102 GOT IT! 103 GOT IT! 104 GOT IT! 105 GOT IT! 106 GOT IT! 107 GOT IT!










101 Head over to the Humboldt River and set your sights to the far out red barge for this bird.  
 102 On Charge Island head to the water treatment plant and look for the car billboards under the bridge.  
 103 This pigeon is situated right behind Lucky Winkles Bar on Nail Gate, so head behind the building to find it near the stairs.  
 104 Go to the Seagull Theatre at Star Junction and look for the red glow in the trees opposite for this one.  
 105 On the top-right hand spire of the Cathedral on Columbus Avenue (use a sniper rifle) you'll find it.  
 106 Head to Hatton Gardens in Albany Avenue and position yourself to the left of the statue that's behind the fenced off building.  
 107 Near the car park on Kunzito Street there's an abandoned railway line just above the road. Find it there.

## ALGONQUIN





108 GOT IT! 109 GOT IT! 110 GOT IT! 111 GOT IT! 112 GOT IT! 113 GOT IT! 114 GOT IT!

 <p><b>108</b> GOT IT!</p> <p>Fly a helicopter to the top of the MeTV building. From here, go down the ladder at the edge of the building to the North-west corner of the skywalk.</p>	 <p><b>109</b> GOT IT!</p> <p>Look beside the giant turntable on the MeTV building on Kunzite Street for the next one.</p>	 <p><b>110</b> GOT IT!</p> <p>Look for a tree beside the big green bus on Burlesque in Star Junction. It should be on it.</p>	 <p><b>111</b> GOT IT!</p> <p>Head to the gondola run in Algonquin Bridge, Lancet, and sitting on the rail between the entry points is the next Flying Rat.</p>	 <p><b>112</b> GOT IT!</p> <p>Go over to the south-turning on-ramp (underneath the Algonquin Bridge), and keep your eyes open for the red glow in the dark corner.</p>	 <p><b>113</b> GOT IT!</p> <p>On Colony Island you'll find a gondola ride with a pigeon on the railing. Blast it to kingdom come.</p>	 <p><b>114</b> GOT IT!</p> <p>Look for the two smoke stacks with a building between them in President Avenue, Liberty. Use the adjacent building's fire escape to reach the roof area.</p>
---	---	--	--	--	--	---

115 GOT IT! 116 GOT IT! 117 GOT IT! 118 GOT IT! 119 GOT IT! 120 GOT IT! 121 GOT IT!

 <p><b>115</b> GOT IT!</p> <p>Make your way to the walkway by the river's edge on President Avenue, where your victim is pecking away on the large concrete steps. Shut him down.</p>	 <p><b>116</b> GOT IT!</p> <p>South of President Avenue are apartment blocks. In the centre of these is a merry-go-round.</p>	 <p><b>117</b> GOT IT!</p> <p>Head to the Mental Institute on Colony Island, and aim at the uppermost left window (above the burnt-out car) for another.</p>	 <p><b>118</b> GOT IT!</p> <p>Go below the Union Drive East motorway and sitting on rubbish, you'll find the next pigeon.</p>	 <p><b>119</b> GOT IT!</p> <p>Look behind the statue in front of the police station on Jade St, Easton, for this pigeon.</p>	 <p><b>120</b> GOT IT!</p> <p>Shoot the pigeon off of the bus shelter near the Ron Oil patrol station on Galveston Avenue in The Meat Quarter for this birdy.</p>	 <p><b>121</b> GOT IT!</p> <p>Look for a broken railway line near the Ron Oil patrol station on Galveston Avenue. Climb the stairs in the alleyway and jump over the balcony onto the roof.</p>
--	--	---	--	--	--	--

122 GOT IT! 123 GOT IT! 124 GOT IT! 125 GOT IT! 126 GOT IT! 127 GOT IT! 128 GOT IT!

 <p><b>122</b> GOT IT!</p> <p>Make your way to the top of the - very tall - Rotterdam Tower via the East side door.</p>	 <p><b>123</b> GOT IT!</p> <p>Go across from the Cluckin' Bell on Iron Street and aim your sniper rifle at the shark's head.</p>	 <p><b>124</b> GOT IT!</p> <p>Check out the neon sign for Viendemente restaurant on Columbus Avenue for this one.</p>	 <p><b>125</b> GOT IT!</p> <p>There's an alcove under the Union Drive East motorway that has stairs leading to it. Climb over the metal fencing to find the feathered pest.</p>	 <p><b>126</b> GOT IT!</p> <p>Find Feldspar Street in Suffolk, and go behind the green, white and red boards for number 126.</p>	 <p><b>127</b> GOT IT!</p> <p>Head to the back of the Church in Suffolk to the gravestone to find one more.</p>	 <p><b>128</b> GOT IT!</p> <p>Look for an alleyway on Diamond Street that's near a building covered in a blue builder's canopy.</p>
--	---	--	--	--	--	--

129 GOT IT! 130 GOT IT! 131 GOT IT! 132 GOT IT! 133 GOT IT!

 <p><b>129</b> GOT IT!</p> <p>Go to City Hall in Chinatown and look round the side of the building.</p>	 <p><b>130</b> GOT IT!</p> <p>Head to the skate park that's under the Broker Bridge for the next pigeon.</p>	 <p><b>131</b> GOT IT!</p> <p>Steal a helicopter and fly to the top of the west side column of Broker Bridge.</p>	 <p><b>132</b> GOT IT!</p> <p>At the Bank of Liberty on Amsterdam Lane, look in the alleyway beside it.</p>	 <p><b>133</b> GOT IT!</p> <p>Head to Denver Avenue in the Exchange, look for the tall building that has a glass walkway between them and search in the plants there.</p>
--	--	--	--	--




134 GOT IT! 135 GOT IT! 136 GOT IT! 137 GOT IT!

 <p><b>134</b> GOT IT!</p> <p>Just off the Union Drive East motorway lies a narrow park. Right in the middle of it sits the next Flying Rat to blast.</p>	 <p><b>135</b> GOT IT!</p> <p>This pigeon is relaxing by the water beside the Bus Lane in Fishmarket South.</p>	 <p><b>136</b> GOT IT!</p> <p>Go to the water behind the construction site in Union Drive West and grab yourself a large boat. Use this to snipe at the well concealed pigeon hiding away in the large hole by the water.</p>	 <p><b>137</b> GOT IT!</p> <p>Just around the corner from pigeon number 136 on top of some red containers you'll find number 137.</p>
---	--	--	--

138 GOT IT! 139 GOT IT! 140 GOT IT! 141 GOT IT!

 <p><b>138</b> GOT IT!</p> <p>Head to Castle Garden City and look down the ramp near the water for the next Pigeon.</p>	 <p><b>139</b> GOT IT!</p> <p>On Happiness Island check out the second floor exterior walkway on the North Side.</p>	 <p><b>140</b> GOT IT!</p> <p>Aim your sniper rifle at the back of the Statue's hand that holds the book.</p>	 <p><b>141</b> GOT IT!</p> <p>Facing the front of the statue, aim your rifle at the pigeon on the thumb beside the cup.</p>
---	---	--	--

142 GOT IT! 143 GOT IT! 144 GOT IT!

 <p><b>142</b> GOT IT!</p> <p>Facing the front of the statue, aim your rifle at the pigeon sitting on top of the cup. Bullseye!</p>	 <p><b>143</b> GOT IT!</p> <p>Shooting from the same spot, aim for the crown, just above the left eye.</p>	 <p><b>144</b> GOT IT!</p> <p>The final pigeon on this island is on the left shoulder of the statue (near the book). Stop the pigeon...</p>
--	---	--





# ALDERNEY



- 145** GOT IT!

This pigeon is found under the overpass that leads to the derelict casino in Westtyke. Go kill it.
- 146** GOT IT!

Just off Beaverhead Avenue in the North-West corner of the map (near the old house).
- 147** GOT IT!

Look at the fence opposite the Ron Oil Station on Beaverhead Avenue.
- 148** GOT IT!

Go to the side of the house at the top-right of the hill in Owl Creek Avenue.
- 149** GOT IT!

High up on a wall near the junction of Beaverhead Avenue and Big Horn Drive.
- 150** GOT IT!

Sitting on the AC unit at the side of Westtyke Dell on Ortiz Road, Westtyke.
- 151** GOT IT!

Right between the water towers on the restaurant in the corner of Beaverhead Avenue (snipe from the park beside it).
- 152** GOT IT!

Found in the grass between the ambulance and the entrance to the Leftwood Hospital.
- 153** GOT IT!

Go to the roof (via the two sets of ladders) behind the Gaulle Jewellery store in Leftwood.
- 154** GOT IT!

Hiding on the grass beside the police station entrance in Leftwood.
- 155** GOT IT!

Head to the shoreline near the bridge in Leftwood and look under the wooden ramp there.
- 156** GOT IT!

Make your way underneath the Panhandle Road, and look by the grass near Bowline.
- 157** GOT IT!

Find the blank billboard just off the Panhandle Road motorway, and the pigeon is underneath it.
- 158** GOT IT!

Go to Mr Fuk's Rice Box restaurant just off Hubbard Road and aim at the second floor of the roof.
- 159** GOT IT!

Easy one this – it's on the lower roof of the building opposite Mr Fuk's Rice Box restaurant!
- 160** GOT IT!

On Applewhite Street there's a Billboard saying 'The Science of Crime' up on a rental building. Snipe the pigeon from the ground.
- 161** GOT IT!

Check out the top of the stairs on the large grey building on Nyung in Alderney City for the next.
- 162** GOT IT!

This one's in behind the metal fence, beside the large pillared grey building on Jonestown Avenue.
- 163** GOT IT!

You'll find this one in the corner of the wall near the street newsagent stand on east Applewhite Street.
- 164** GOT IT!

The pigeon is sitting on a wall opposite the hot dog stand at the south end of Applewhite Street.
- 165** GOT IT!

Run up the rock pile on the most northern corner of Vitullo Road in Berchem for another addition to your pigeon-killing tally.
- 166** GOT IT!

Head up the steps beside the Hot dog stand on the corner of Koresk Square in Berchem. They just love their hot dogs...
- 167** GOT IT!

Under the bridge in Koresk Square there's a small section where the pigeon is hiding.
- 168** GOT IT!

Check out the side of the Booth Tunnel arch entrance, just opposite the Helicopter pad.
- 169** GOT IT!

Scope out the bushes below the Cluckin' Bell billboard on Babbage Drive in Alderney City.
- 170** GOT IT!

Head to Aspidn Drive in Berchem and check out the bottom of the stairs of the second set of fancy flats.
- 171** GOT IT!

Aim your sights at the balcony of the first floor flat on Vitullo Avenue in Berchem for number 171.
- 172** GOT IT!

This pigeon's resting on top of the construction cabin outside the Cluckin' Bell on Babbage Drive.
- 173** GOT IT!

Head over to the lower end of the disused railway line near the oil refinery in Roebuck Road, Normandy, for another pigeon.





**174 GOT IT!** Once again in Roebuck Road, Normandy, look behind the propeller statue near a billboard.

**175 GOT IT!** Get onto the roof of Lennies Fireproof Door Co building (just off Mueri Street) via the back entrance for this critter.

**176 GOT IT!** Set your sights on the top left window of the large building on Vituldo Avenue in Actar.



**177 GOT IT!** This pigeon is resting on the corner of the wall opposite the Used Auto Parts in Odhner Avenue.

**178 GOT IT!** Make your way to the very end of the dock on Fulcrum Avenue, where the pigeon is resting on a pillar by the water.

**179 GOT IT!** Head to the park on Lee Road in Actar and opposite the dry fountain (on the grass) lies the pigeon.



**180 GOT IT!** This one's under the Plumbers Skyway on Hardtrack Avenue. Look up towards the support structure.



**181 GOT IT!** Look above the metal shutter on the building opposite the Pay 'N' Spray on Odhner Avenue.

**182 GOT IT!** Keep your eyes peeled for the 'O Cola' building on Fulcrum Avenue. The pigeon is on the grass opposite it.

**183 GOT IT!** Find the warehouse on Lee Road in Actar and from the road aim up at the first floor roof.

**184 GOT IT!** The pigeon is sitting on a metal box, just down the road from Honkers on Argus Street.



**185 GOT IT!** Look out for the shipping containers beside Plumbers Skyway as the pigeon is on one of them.

**186 GOT IT!** Head to the western shoreline on Argus Street and look on the cliff behind the derelict building.

**187 GOT IT!** Go to and climb on the white LCRA container beside Plumbers Skyway on-ramp and look below and to your right.



**188 GOT IT!** On Tinderbox Avenue there's a Honker's club. Shoot the pigeon resting on its entrance canopy.

**189 GOT IT!** Head to the very edge of the dock in Barsac Avenue in Port Tudor and climb the ThriftEx containers.

**190 GOT IT!** Get yourself onto the roof of the diner below Plumbers Skyway and aim high at the metal leg of the bridge.



**191 GOT IT!** Just around the corner from number 190 is the Mandrel Road Bridge. In the middle, on a post, is your next pigeon target.

**192 GOT IT!** There's a police station in Acer Industrial Estate. By the barbed wire fencing sits the pigeon on a wall.

**193 GOT IT!** At the same police station in Acer Industrial Estate, you'll find the next pigeon on the ground by the barbed wired fencing.

**194 GOT IT!** Head to Plumbbob Avenue and across the road from the chemical plant is the next pigeon.

**195 GOT IT!** Get onto the roof of the warehouse on Toggle Avenue by climbing the dumpsters beside it for pigeon number 195.



**196 GOT IT!** Behind the mental institute in the water, lies a stranded boat. Pop the pigeon that sits on it.

**197 GOT IT!** Make your way to the unfinished building on Grommet Street, where the pigeon is waiting on a beam.

**198 GOT IT!** Just south of number 197 is a large sunken ship, with the next pigeon sitting on the edge of the walkway near it.

**199 GOT IT!** Get onto the Plumbers Skyway near the Globe Oil plant. The pigeon is in the middle of the motorway.

**200 GOT IT!** It's difficult to spot this blighter. Go into the Global Oil plant and in by the pipes is the final pigeon! Hooray - all 200 blown to smithereens. Now for some fun with your unlocked chopper...

